

**HFA CONVEYOR information/dimens**

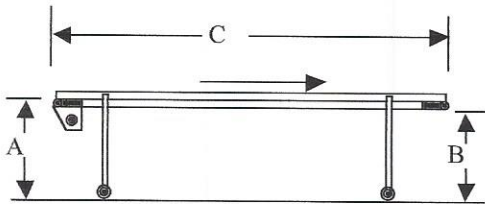
Phone : 815-943-1195

Fax : 815-943-4030

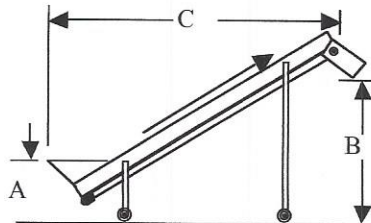
Email : [john@hfaconveyors.com](mailto:john@hfaconveyors.com)

**Customer Information :**

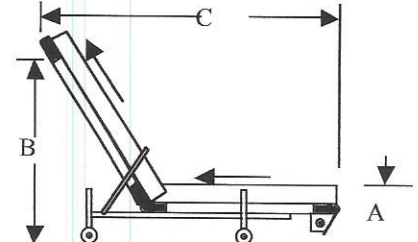
Name : \_\_\_\_\_ Ph : \_\_\_\_\_  
 Company : \_\_\_\_\_ Fax : \_\_\_\_\_  
 Address : \_\_\_\_\_ E-Mail : \_\_\_\_\_  
 City / State / Zip : \_\_\_\_\_



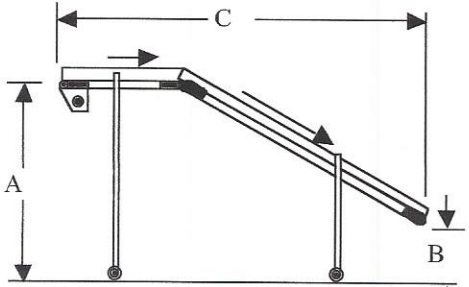
Model 2210



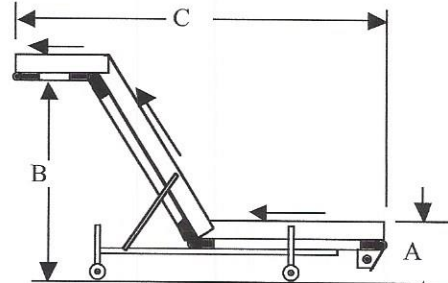
Model 2220



Model 2230




Model 2240

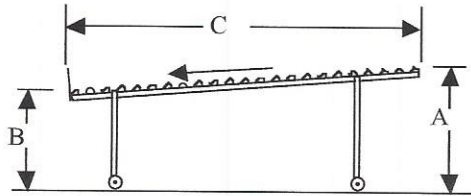


Model 2250

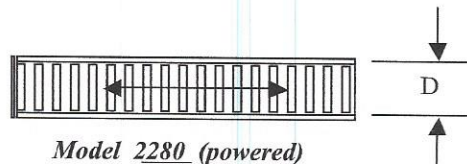
\*Please fill out the elevator-hopper sheet for this model



Model 2260



Model 2270 (gravity)



Model 2280 (powered)

Model (check one) : 2210  2220  2230  2240  2250  2260  2270  2280

Quantity needed : \_\_\_\_\_ Infeed Height A (see above) : \_\_\_\_\_ Discharge Height B (see above) : \_\_\_\_\_

Overall Length C (see above) : \_\_\_\_\_ (Usable) Surface Width D (see above) : \_\_\_\_\_

**\*\*Options needed (check appropriate) :**

5-25 FPM (AC) Variable Speed Motor/Drive

Flared Infeed Rails (extra catch area for parts) \_\_\_\_\_ E-Stop Button \_\_\_\_\_ Indexing Control Package \_\_\_\_\_

Reversing Control Package (manual) \_\_\_\_\_ or (Auto.) \_\_\_\_\_ Robot/Safety Guarding \_\_\_\_\_ (dim.) \_\_\_\_\_

Other \_\_\_\_\_

\*This form can also be found on our website: [www.hfaconveyors.com](http://www.hfaconveyors.com)